


# SLOPE TILE-ON ROOF SYSTEM

**10**  
YEARS  
WARRANTY

**25**  
YEARS  
SERVICE LIFE

The Tile-on Roof System fixes the rail on the roof by using roof hook of which design depend on different roof structures and tile shapes. You can rest assured that Solarcom will provide wide range of solutions for your projects.




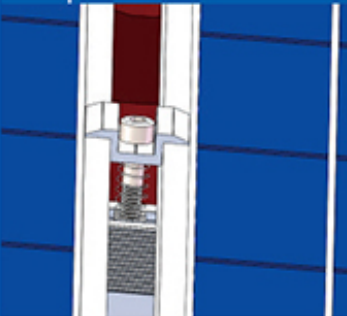


## Technical Data

Installation Site	Slope wooden beam structure roof
wind load	Depend on local environment
Snow load	Depend on local environment
Material	AL-6005-T5/AL-6063B-T5 High-strength aluminium
Module arrangement	Vertical / Horizontal
Standard	AS/NZS 1170 Standard Other international standard

## Product Features:

- 1.Optimize the scheme to distribute load into the beam of the roof.
- 2.Various kinds of hooks match to different roof structures and tile shapes . The design of light weight and waterproof.
- 3.All components are made of high quality aluminum or stainless steel.

1	Hook	2	End clamp	3	Rail	4	Mid-Clamp
							
One of the widely used hooks		Adjustable Extent:35mm-50mm		Applicable to different hooks		Easily inserted at any point of the rail.	

## Roof Hook

Tile Type	Model	Tile Type	Model
According to specific conditions, the same type of tiles could select different series of hooks.		Slate tile	SM-RT-H5
Dual - Slot tile	SM-RT-H1		Applicable to Slate tile type
Roman tile	SM-RT-H2		SM-RT-H6
Japanese-Style tile	SM-RT-H3	Asphalt tile	SM-RT-H7
Spanish tile	SM-RT-H4	<p>Installation: Fixed on wooden beams directly</p> <p>Material: SUS304</p> <p>Warranty: Ten years of material warranty</p> <p>Accessory: Tapping screw thread ST6.3 Inner hex bolt M8 *30</p>	